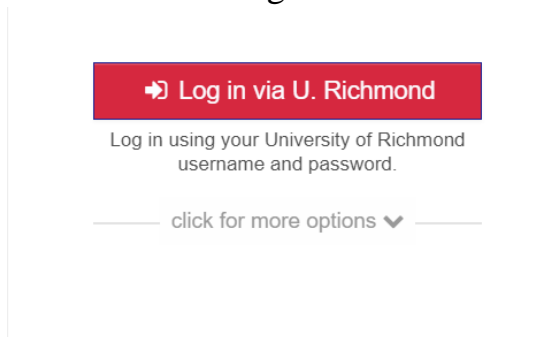
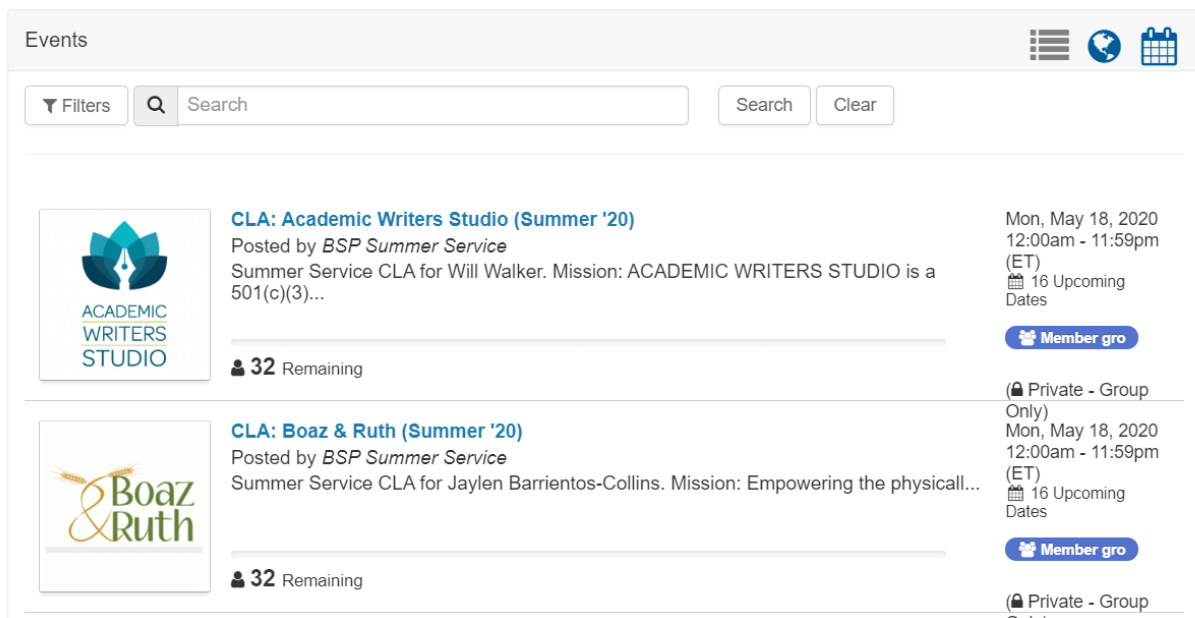


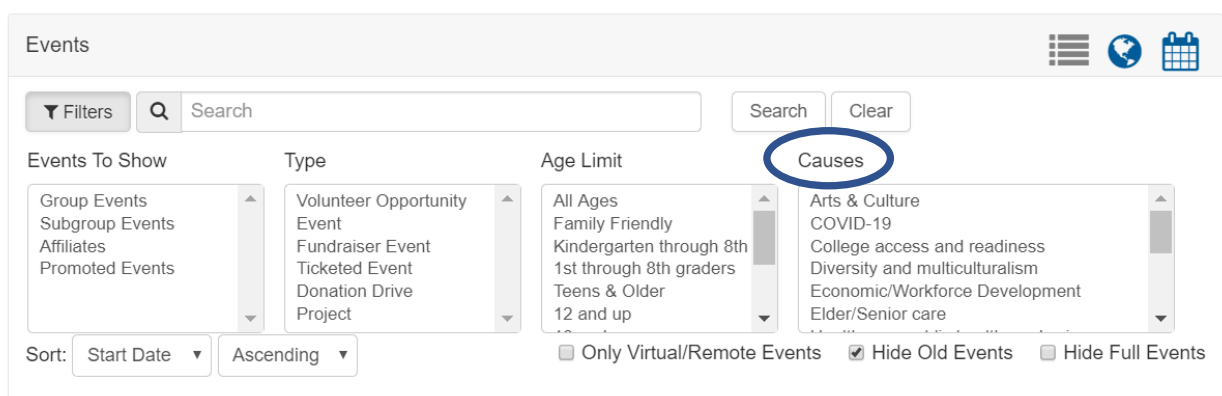
1. Go to <https://richmond.givepulse.com>. Click 'Log In' at the top righthand part of the page.
2. Click the red "Log in via U. Richmond" button.



3. Once logged in, scroll down to the Events section. Events are service opportunities in SpidersEngage.




4. Click the filter button to filter for specific criteria. You can also search for specific causes.




5. When you select your filters and click “Search” the events will be listed below. Click the event to go to the event’s page.

Donation Drive Project Teens & Older 12 and up Economic/Workforce Development Elder/Senior care

Sort: Start Date Ascending ☒ Only Virtual/Remote Events ☒ Hide Old Events ☐ Hide Full Events





Make Face Masks for SOAR365 Staff 

Posted by *University of Richmond Affiliate Event S...*

There is no need to register for this opportunity, read below how you can get invol...

Open Opportunity


 Member gro



RVAGOV - Richmond City COVID Correspondent

Posted by *University of Richmond Affiliate Event S...*

Open Opportunity

 Member gro

6. From the event’s page, you can read the Description to learn about the opportunity and how to get involved. **During Summer 2020, all opportunities in SpidersEngage are remote and will not require registration.** Read the event description to learn how you can get started with the service opportunity.
7. If you have any questions, reach out to spidersengagehelp@gmail.com